

Quick Start Guide

Elite Learning Feature



Elite Strategic Training

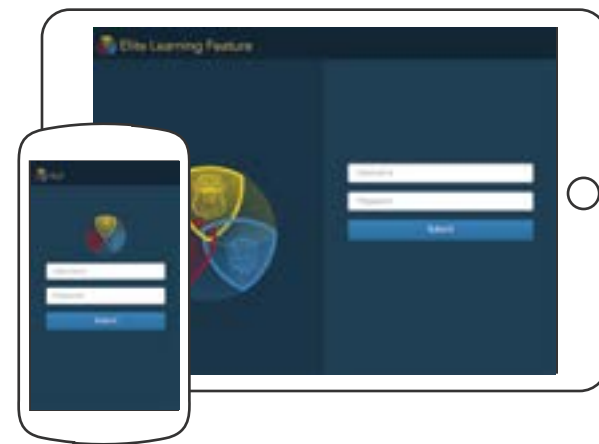
Download



Download the application on your mobile device via the App Store or Google Play.

If you have any questions or need help, please email app-support@elitestrategictraining.com.

Login

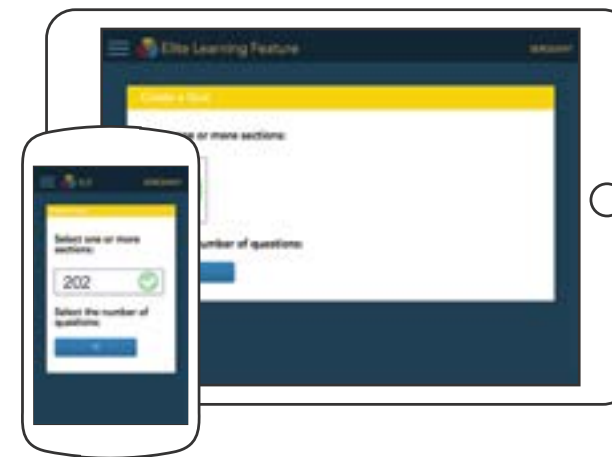


Login to the application using your LMS user name and password.

Only users enrolled in a course will be able to log into the application. If you are not currently enrolled, please visit the [Sergeants Preparation Course](#) to enroll.

If you are having trouble logging in or need to reset your password, please visit the [LMS forgot password page](#).

Create

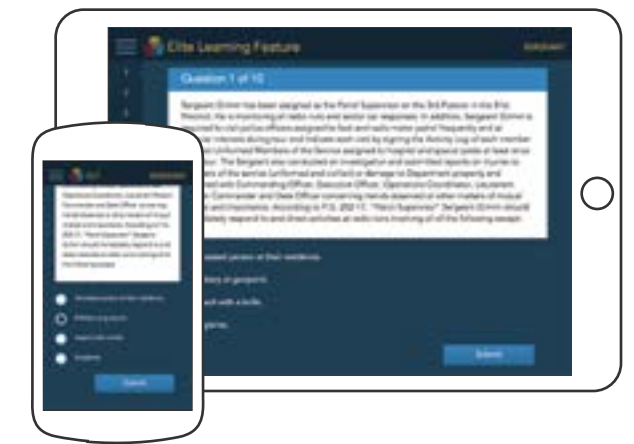


Click the menu in the upper left hand corner of the screen and select Create.

On the Create screen, select the section(s) you would like to study. The sections available will change based on what is being taught in the class for that particular week.

Once the sections are selected, please select the 10, 20, or 30 button to start the quiz. (20 and 30 only appear when multiple sections are selected.)

Take



Go through each question, select the answer you think is correct and tap submit.

Once submitted you will receive on-screen feedback indicating if the question was answered correctly.

If answered incorrectly you can take another guess and submit the new question. Only the first selection is counted towards the quiz's grade.